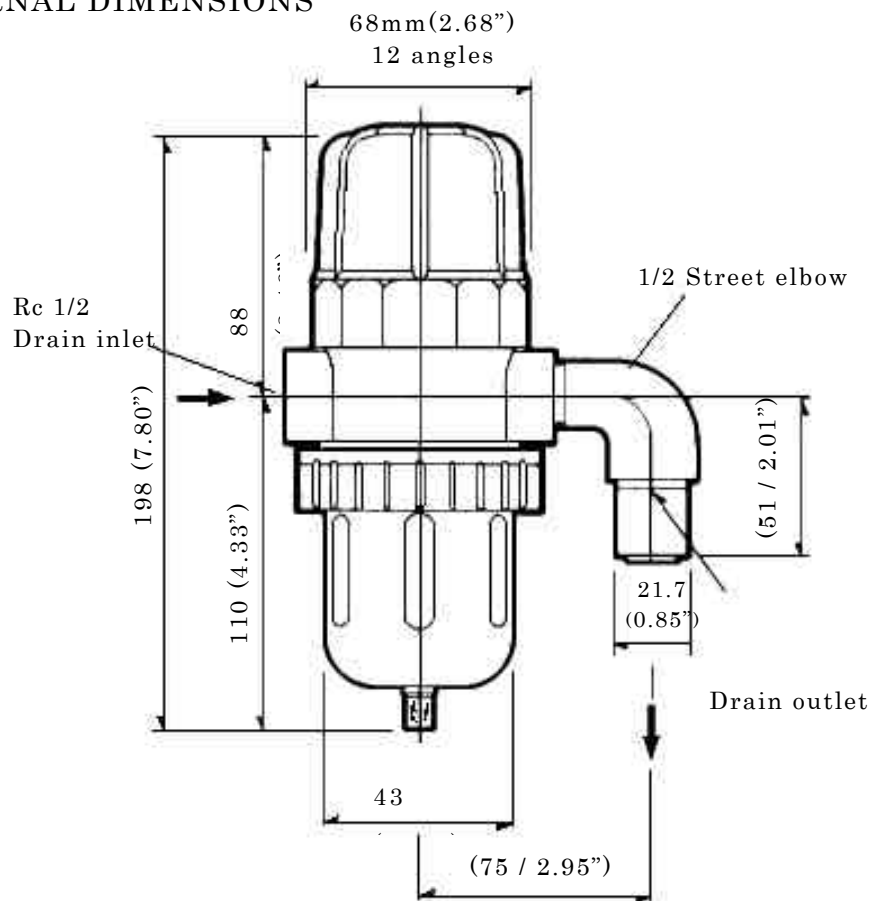


ORION AUTO DRAIN TRAP, MODEL AD-5

SPECIFICATIONS

Model	AD-5
Applicable pressure (Gauge pressure)	0.3~0.97 Mpa (3~9.9 kgf/cm ²) [42.7~140.8 psiG]
Allowable ambient temperature	2 ~ 60 [36 ~ 140 °F]
Applicable fluid	Compressed air
Inlet/outlet pipe connection	Rc ½
Diameter of main drain valve	3.5 mm [0.138"]
External dimensions (H × W × D)	198 × (133) × 79 / mm [7.8" × 5.24" × 3.11"]

EXTERNAL DIMENSIONS





Auto Drain Traps for Automatic Drain Release of Water and Oil Drain

Auto Drain Trap ADE / FD / AD Series (Automatic drain release equipment)

Patented

ADE-2-A · 3-A / FD-1D · 5 · 10-A / AD-5



Features

Motor valve operated (ADE-2-A · 3-A)


1. Water level detecting automatic drain release
2. Timed drain release via adjustable timer (ADE-3-A)

Float operated (FD-1D · 5 · 10-A)

1. Drains without air loss

Disc operated (AD-5)

1. Adjustable timed drain release



Specifications

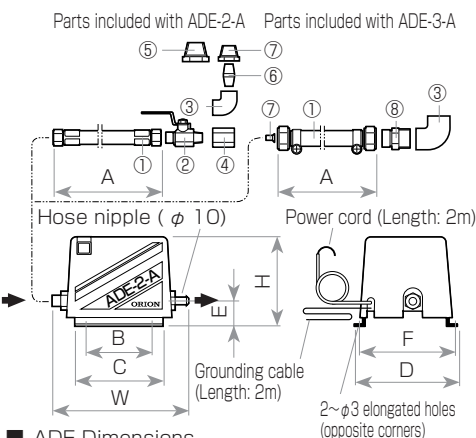
Item	Model	Motor valve operated		Float operated			Disc operated		
		ADE-2-A	ADE-3-A	FD-1D	FD-5	FD-10-A	AD-5		
Performance specifications	Maximum drain flow capacity ※ 1	Drain (water only)	cm ³ / cycle	740	7	10	80	450L/h	
		Air only	L/cycle	33	-	-	-	approx. 0.3	
	Drain release cycle time	min.		60 (fixed)	2, 5, 10, 20, 30 (adjustable)	-	-	-	
	Minimum drain release time	sec.		5.8 / 4.8	-	-	-	-	
Compressed air pressure range (gauge pressure)		MPa		0.05 ~ 1.47	0.05 ~ 0.98	0.20 ~ 0.98	0.29 ~ 0.98		
Operable temperature range		°C		2 ~ 40		2 ~ 60			
Processed fluid				Compressed air					
Drain release method				Motor valve timer, Water level detection control			Float operated	Disc operated	
Power specifications	Power Source			Single phase 200V 50/60Hz					
	Power consumption	W		4/3.5					
Connections	Inlet			Includes 1/2, 3/8, 1/4 fittings		1/2			
	Drain outlet			φ 10 hose nipple		Rc 1/4	Rc 3/8	Rc 1/2	
Mass		kg		1	0.4	0.5	1	1.7	
Outside dimensions (H x D x W)		mm		105 x 126 x 165	105 x 126 x 170	Outside diameter: 62 x length: 159	Outside diameter: 80 x length: 173.5	Outside diameter: 96 x length: 193	Outside diameter: 86 x length: 198

※ 1 Drain conditions: Air pressure (gauge pressure): 0.69MPa. ※ Adjustable timer is preset to 20 minutes. (Motor valve type) ※ If the timer is set to 2 minutes and the drain still overflows, measures should be taken to hold more drainage such as using a longer drain hose. (Motor valve type.) ※ Please contact us for further details.



Outside dimensions (Units:mm)

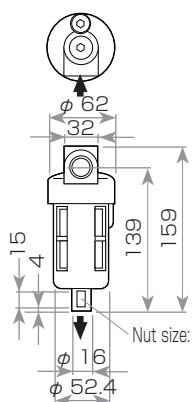
● ADE-2-A/3-A



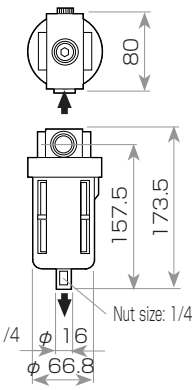
■ ADE Dimensions

	ADE-2-A	ADE-3-A
H	105	
D	126	
W	165	170
A	400	1300
B	64	
C	104	
E	28	
F	119	

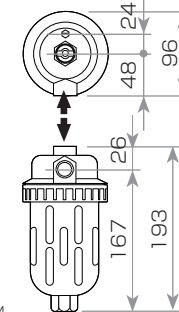
● FD-1D



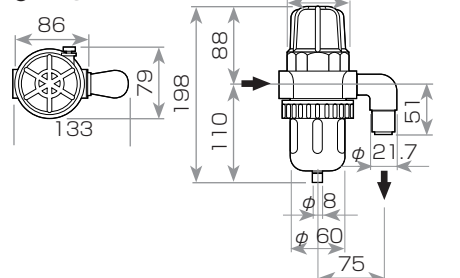
● FD-5



● FD-10-A



● AD-5



Auto Drain Trap "ADE · FD · AD"
Features · Specifications · Outside dimensions

■ ADE Dimensions

①	Drain hose set	1/4	400L	1/2	1300L
②	Ball valve	1/4B		-	
③	Elbow	1/4B		1/2B	
④	Socket	1/4B		-	
⑤	Bushing	1/2B x 1/4B		-	
⑥	Barrel nipple	1/4B		-	
⑦	Bushing	3/8B x 1/4B		φ 6 x φ 3	
⑧	Connection nipple	-		R1/2 x G1/2	